



CTD

PORCELAIN PAVING

**Paving the way
for outdoor living**

Welcome

We are delighted to showcase our stunning collection of CTD Porcelain Paving products, and to provide you with a helpful guide on styling and practical considerations.

CTD values quality and practicality above all else, guaranteeing that your porcelain paving will be both beautiful and reliable for many years to come.

Brought to you by the established CTD Group, you can be assured of excellent customer service and support.

Our collection of products offers you a superb range of styles, colours and textures to elevate the design of your landscaping project. With looks inspired by stone, limestone, slate, marble and concrete, the CTD Porcelain Paving collection is sure to have the perfect product for you.

As well as our product collection, discover top tips, trends, inspiration and information about our eco-living collection on pages 4-9. You can also find information on installation methods and products, guidelines and layout patterns on pages 46-49.



For enquiries please contact:
porcelainpaving@ctdtiles.co.uk

Find Porcelain Paving by CTD on social media



For a list of UK-wide stockists and to order your FREE samples visit:
ctdtiles.co.uk/porcelainpaving

Proud members of:



Contents

Inspiration

Why choose CTD Porcelain Paving?	2
Maximise your project potential	4
Style selector	6
Be inspired	8
Eco-living collection	9

Porcelain paving

Valencia Eco-living	10
Luna Eco-living	12
Porcelain Edging	14
Eastford	16
Pizarra	18
Ritual	20
Stark	22
Sandstone	24
Lavastone	26
Burlington	28
Optimal	30
Minster	32
Techstone	34
British Collection	36
Veined Stone	38

Porcelain cladding

Vesuvio	42
Slate Mix	43
Inwood	44
Tiffany	45

Installation

Fixing and grouting	46
Raised pedestal system	48
Guidelines	49
Layout patterns	49













Why choose CTD Porcelain Paving?

Make the most of outdoor spaces and turn garden goals into a reality with CTD's exclusive collection of porcelain paving.

Whilst traditional stone, concrete paving and timber decking have been a typical choice for external areas for many years, porcelain paving has grown rapidly in popularity over recent years due to its extensive features and benefits, which can be seen at a glance below.

Advantages of porcelain paving

-  Low maintenance
-  Frost damage resistant
-  Resistant to de-icing salts and chemicals
-  Higher stain resistance
-  Load resistant - suitable for driveways and raised pedestals*
-  Easy to clean
-  Excellent slip resistance
-  Hard wearing and high scratch resistance
-  No sealing required
-  Stylish design with assured performance

*Using appropriate installation method

Porcelain paving can be used to create a stunning modern outdoor patio, transform back yards, terraces, gardens and courtyards, or to create beautiful pathways, walkways and driveways.

Our collection of porcelain paving provides an eye-catching yet functional paving option for your garden or outdoor entertaining spaces, for parties, playtime or just general relaxation with a spot of alfresco dining.



Minster Rustic



@thefindinteriors
Burlington Ivory

Paving the way for outdoor living

- ◆ High quality porcelain paving
- ◆ Wide range of styles, colours and sizes
- ◆ Huge range of UK-wide stockists
- ◆ Nationwide delivery
- ◆ Free sample service
- ◆ Coordinating indoor-outdoor options
- ◆ Large selection to meet a range of budgets



Try a free sample before you buy

Visit ctdtiles.co.uk/porcelainpaving, find the products you like and add two free samples to your basket.

We'll send them to your home address in 100% recycled / recyclable packaging.

If you'd like to see a full-sized sample then visit one of our many stores UK-wide: ctdtiles.co.uk/branch or visit one of our stockists: ctdtiles.co.uk/paving-stockists.

Why not pass your paving samples on to a friend, to save them from going to landfill.

Maximise the potential of your space

Before you begin your journey to choosing the perfect porcelain paving for your new landscaping project, take a look at the points below, to consider how you'll use your new outdoor space.

What paving style will complement your home?

There are numerous styles you can achieve including cottage garden, urban, coastal, and indoor-outdoor. If you have a large space, consider large format paving to reduce the amount of visible grout lines.

Where does the sun rise and set in your garden?

Patios are usually sited to make full use of the evening sun. The sunny areas are where you want to place your garden furniture.

What height does your patio need to be?

Ensure you won't be covering air bricks and remember to plan for rainwater drainage. Using a raised pedestal system can be an advantage, see p48.

Have you thought about adding low or raised beds for planting?

This will help to soften your scheme by adding some attractive planting and will help to entice wildlife into your garden.

Do you need to factor in a space for entertaining or cooking?

Your landscaper could build this for you as part of your project. Consider porcelain wall cladding for external walls, see p40.

Do you need some child-friendly space in your garden?

Leaving a grassed area alongside your paving works well.

What other built-in features may work in your space?

Do you need steps to improve access to a raised or sloping area? Consider built-in seating or retaining walls, outdoor lighting, electrical sockets and accessories such as water features.

Do you need to create a pathway as part of the scheme?

Porcelain paving is ideal for this and will help to coordinate the overall look of your outdoor space.



Lavastone Silver

Checklist

Once you've planned how you will use your outdoor space, see our simple checklist below, to guide you through the next phases of your project.



Let us inspire you

Browse our brochure and visit us online for inspirational images, blogs, videos, installation guides and more: ctdtiles.co.uk/porcelainpaving



Order your FREE samples

Order cut samples direct to your door, to get a feel for the colour and texture of your paving or cladding.



View a display

You can view our paving displays at our stockists nationwide. To find out more, please visit: ctdtiles.co.uk/paving-stockists



Find a landscaper

We always recommend choosing a professional landscaper to install your porcelain paving.



Order your products

Ask your landscaper to source your paving from our recommended suppliers. Always order from the same batch, buy 10% extra to allow for cuts and breakages and finally, check your products prior to installation.



Style selector

Whether you have a large spacious garden or a small walled courtyard, your outdoor area should reflect your personal style and be an extension of your home; a place where you can escape, unwind and relax.

Urban

The garden is the ideal place to embrace urban industrial style, with modern lines and sleek structures. Outdoor porcelain tiles, with natural stone effect designs, provide the ultimate backdrop for contemporary furniture and stylish accessories.

Inspired by volcanic rock, our **Lavastone** (p26) collection of natural stone effect porcelain paving provides a modern look that is both practical and stylish.

Outdoor room

Consider creating an outdoor seating area that is a natural extension of your home. Although the garden is located outside, it's still very easy to make it feel like another room connected to your home.

Our **Sandstone** (p24) natural stone effect multi-format porcelain tiles are ideal for creating a contemporary yet classic look for your garden room. Pair with modern furniture designs, flaming fire pits and beautiful flower beds for a stylish outdoor room you can relax in.

Outdoor kitchen

From family barbecues to pizza-making parties, there are so many selling points to outdoor kitchens.

Why not consider using porcelain cladding like **Inwood** (p44) on your outdoor kitchen walls, for a stylish, hardwearing backdrop that will look good for years to come.



Indoor-outdoor cohesion

Make your garden a natural extension of your home by opting for a coordinating floor surface for both inside and out. This sought after look aims to unify your internal and external spaces, enhancing the overall feel of the space with style and cohesion. Our **British Collection** (p36) and **Veined Stone** (p38) tiles work really well for this look, with the thinner 9mm internal porcelain floor tiles complementing the robust, weatherproof 20mm outdoor porcelain paving.

Rustic charm

If rustic is your go-to style, you'll need outdoor tiles with plenty of character and natural beauty to complement your space. Our **Minster Rustic** (p32) porcelain paving is inspired by oxidised slate, with earthy hues of bronze and copper complementing grey tones to provide a weathered finish.

Paired well with flower beds or vegetable patches, the warm shade variations along with the textured finish can add depth to an artisan-inspired garden and can create an effortless backdrop for a rustic entertaining space.



Be inspired

Seeing how our creative customers and landscapers have styled our porcelain paving can really help create a vision for your own project. Visit our online customer gallery for more ideas.



@oakappledecor
British Collection Beige / Anthracite p36

"We laid contrasting Beige and Anthracite British Collection tiles in a checkerboard pattern to create a classic yet on-trend patio area.

They look great all year round and are super low maintenance, with no worries about staining or cracking. So pleased with them!"



D&M landscapes
Burlington Silver p28

"With the support from my local stockist, CTD and BAL adhesives, the BAL Bedding Mortar was easier to use than I thought and worked well with the Burlington Silver porcelain paving - a perfect job! My customer is more than pleased with the outcome."

Please consult your installer about using porcelain paving for your driveway.



@thefindinteriors
Burlington Ivory p28

"I wanted an inside/outside feel from my Orangery to the patio, so settled on Burlington Ivory quite quickly. We had them professionally laid and the tiler said they were very high quality tiles and they cut well, he had very little waste, including cutting round a manhole.

They have been down for several months now including all winter and remain clean and in great condition!"

Eco-living collection



Made and sourced with integrity

We are proud to introduce Valencia and Luna - two brand new ranges featuring six beautiful outdoor paving options, carefully sourced from Europe, from partner manufacturers with some of the best environmental credentials in our industry. These tiles will appeal to a growing range of customers who prefer to use products that are responsibly made.



- ◆ Made from 100% abundant raw materials including production process leftovers
- ◆ 100% waste water recycled
- ◆ Recovery of thermal energy from kilns to the dryers
- ◆ Carbon footprint reduction using high efficiency furnace technology and solar power generation



"The range of CTD's porcelain products is exceptional, especially the latest range of ground-breaking 'Eco-Living products'."

Sustainability should be high on contractor, garden designer and client agendas, making Eco-Living products a great choice for their projects."

Gareth Wilson MCIHort, FPGCA

GK Wilson Garden and Landscape Consultancy Ltd
Winner of 7 RHS Gold Medals including RHS Chelsea.
7 'Best In Shows', 3 'People's Choice' and 1 'Best Construction' award,
Director General's 'Best Trade Stand Award' RHS Chelsea Flower Show.

Valencia p10



Luna p12



Valencia

Limestone-effect porcelain

Made and sourced responsibly, Valencia is a really striking large format paving collection, encapsulating the beautiful markings and shade variations of real stone. Ideal for creating contemporary outdoor spaces with the 'Wow' factor.

1000x1000x20mm



White B0047637



Grey B0047638



Cream B0047639



Eco-living collection 

Made from abundant raw materials and a percentage of recycled materials, this paving is fully recyclable and made with minimal waste and maximum energy efficiency.

NEW FOR 2023

Size (Nominal)	Quantity / M ²	Quantity / pack	Coverage / pack	Shade variation
1000x1000x20mm	1	24	24M ²	V2

Eco-living collection

Made from abundant raw materials and a percentage of recycled materials, this paving is fully recyclable and made with minimal waste and maximum energy efficiency.



Luna


Stone-effect porcelain

If your outdoor vision is one of urban-contemporary elegance, then the Luna paving collection is an ideal fit. Part of our eco-living portfolio, the stylish geometric décor can be used to zone outdoor spaces and add interest to your design scheme.

1000x1000x20mm



White B0047640



Grey B0047641



Grey / White Décor B0047642

Size (Nominal)	Quantity / M ²	Quantity / pack	Coverage / pack	Shade variation
1000x1000x20mm	1	24	24M ²	V3



Porcelain Edging

Edging strips for borders

Create coordinating or contrasting paving schemes with these elegant black slate-effect porcelain edging strips, ideal for creating steps and garden paths and for use around the edges of grass and planted areas.

900x145x20mm



Minster Black Porcelain Edging Strip B0047732

Size (Nominal)	Quantity / M ²	Quantity / pack	Coverage / pack	Shade variation
900x145x20mm	7.69	160	20.81M ²	V1



NEW
FOR 2023



Eastford

Slate-effect porcelain

A range with strong visual appeal and character, Eastford porcelain paving is available in three distinct tones with striking white veining in a large format size, for a seamless effect throughout your garden.

1200x600x20mm



Grey B0047623



Anthracite B0047624



Mink B0047622

Size (Nominal)	Quantity / M ²	Quantity / pack	Coverage / pack	Shade variation
1200x600x20mm	1.38	32	20.29M ²	V3



NEW
FOR 2023

Pizarra

Slate-effect porcelain

With a subtle pattern and varying tones reminiscent of natural slate, the Pizarra collection can transform outdoor areas into sleek, contemporary spaces. Introduce pops of colour using furniture and accessories, to complement the overall scheme.

1200x600x20mm



Grey A0020879



Dark Grey A0020880



Anthracite A0020878

Size (Nominal)	Quantity / M ²	Quantity / pack	Coverage / pack	Shade variation
1200x600x20mm	1.38	34	24.48M ²	V3

★ **Special Order** 2 weeks

NEW
FOR 2023





Ritual

Stone-effect porcelain

The combination of subtle and soft background tones and delicate veining gives this paving range exceptional character.

1200x600x20mm



Light Grey A0020908



Grey A0020907



Taupe A0020909

Size (Nominal)	Quantity / M ²	Quantity / pack	Coverage / pack	Shade variation
1200x600x20mm	1.38	30	21.6M ²	V3

★ **Special Order** 2 weeks

Stark

Concrete-effect porcelain

Durable, hard wearing porcelain paving with subtle stone-effect markings, ideal for creating a contemporary, seamless patio that will look good for years to come.

900x900x20mm



White A0020883



Pure Grey A0020882



Anthracite A0020881



NEW
FOR 2023

Size (Nominal)	Quantity / M ²	Quantity / pack	Coverage / pack	Shade variation
900x900x20mm	1.23	30	24.3M ²	V3

★ Special Order 2 weeks

Sandstone

Multi-format sandstone-effect

A stunning imitation of natural smooth-cut sandstone in two attractive shades. This multi-format collection should be laid in an opus pattern for a charming traditional look in an outdoor space.


300x600x20mm 300x300x20mm



600x600x20mm



Beige B0046450



Grey B0046451

Project pack (sold in pallets only)

Size (Nominal)	Quantity / pack	Coverage / pack	Shade variation
600x600x20mm	30	A full pack containing all 3 sizes (78 pieces) covers 18.36M ²	V2
600x300x20mm	36		
300x300x20mm	12		

Sandstone should be laid in an opus pattern with a 5mm spacing joint. See page 49 for layout patterns.



"Having used CTD for several years, I am very pleased with the quality of service and products they provide."

We sincerely appreciate their responsiveness and the way they conduct business. We have recommended CTD to others in the landscaping field because of our satisfaction with the service. We look forward to doing business with CTD for years to come."

Davie Ferguson

D Ferguson Landscaping Design





View online!



Lavastone

Marble-effect porcelain

Bring outdoor spaces to life with beautiful volcanic rock-inspired external porcelain paving in three contemporary tones, ideal for classic or contemporary designs.

800x600x18mm



Ivory B0046425



Grey B0046424



Anthracite B0046423

Size (Nominal)	Quantity / M ²	Quantity / pack	Coverage / pack	Shade variation
800x600x18mm	2.09	40	19.14M ²	V3

See page 48 for installation advice when using a raised pedestal system.

@claire.a.ramshaw

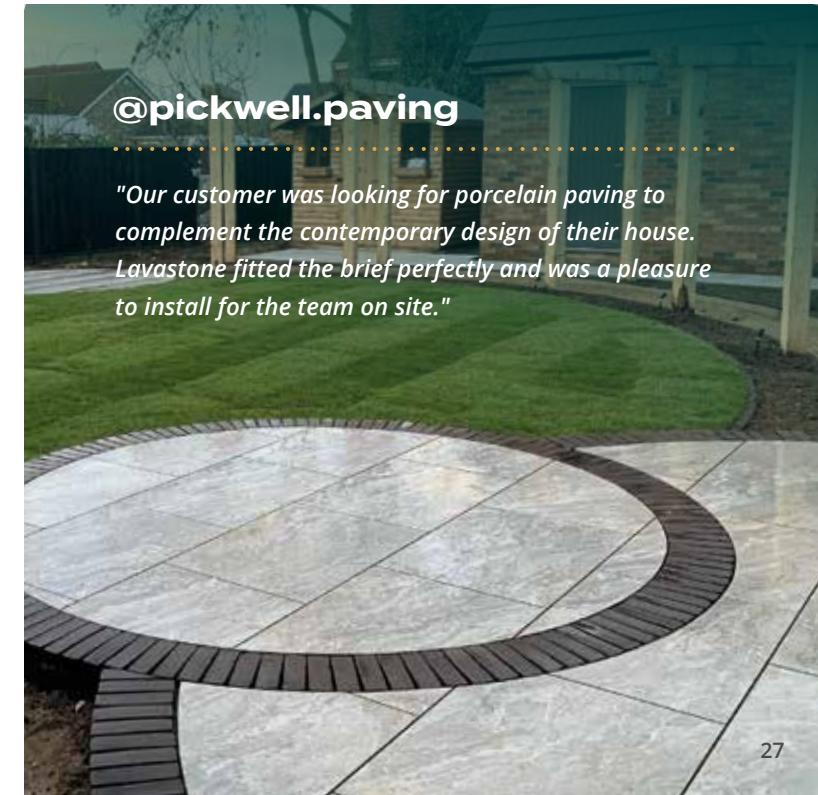
"We're over the moon happy with our new patio using Lavastone Ivory paving. We wanted to brighten the garden, make it more streamlined and modern, as well as achieving that inside-outside feel."

I never thought our garden could look so chic."



@pickwell.paving

"Our customer was looking for porcelain paving to complement the contemporary design of their house. Lavastone fitted the brief perfectly and was a pleasure to install for the team on site."





"We've been using CTD outdoor porcelain products for the past two years. The range of styles and colours have meant that we've

used them on almost all of our paving projects as there is something to suit each of our clients' needs.

The service from the team has always been first class from requesting samples right through to delivering to site."

Rob Woodhouse
Solent Garden Services Ltd



Burlington

Slate-effect porcelain

Create an elegant, classic look to your garden with the Burlington collection. Combining the characteristics of aged slate with the benefits of modern porcelain, this beautiful paving has a light riven texture and natural appearance.

900x600x20mm



Ivory A0017673



Silver A0017676

View online!



Size (Nominal)	Quantity / M ²	Quantity / pack	Coverage / pack	Shade variation
900x600x20mm	1.88	30	15.96M ²	V3

Optimal

Concrete-effect porcelain

The Optimal collection has a distinctive but varied colour blend which creates a modern, contemporary appearance of polished concrete.

900x600x20mm



Beige A0018228



Anthracite A0017677



Graphite A0018229

Size (Nominal)	Quantity / M ²	Quantity / pack	Coverage / pack	Shade variation
900x600x20mm	1.88	30	15.96M ²	V2



View online!



Minster

Slate-effect porcelain

With a riven texture and the authentic appearance of natural slate, Minster is the perfect choice for creating a sumptuous and sophisticated outdoor living space.

900x600x20mm



Black A0018230



Rustic B0046449

900x145x20mm



Black Porcelain Edging Strip B0047732

Size (Nominal)	Quantity / M ²	Quantity / pack	Coverage / pack	Shade variation
900x600x20mm	1.88	30	15.96M ²	V1 (Black) V2 (Rustic)
900x145x20mm	7.69	160	20.81M ²	V1



View online!





Techstone

Stone-effect porcelain

Soft, stone-inspired textures with an elegant finish, perfect for creating a seamless, consistent feel across your patio.

900x600x20mm



Grey B0047620



Anthracite B0047621

Size (Nominal)	Quantity / M ²	Quantity / pack	Coverage / pack	Shade variation
900x600x20mm	1.85	42	22.70M ²	V1

British Collection

Slate-effect porcelain

Design eye-catching and durable paving solutions for outdoor areas, with this beautiful collection which recreates the unique look of British slate. Why not carry this unique style through your home, using coordinating internal options.



Coordinating indoor-outdoor options

600x600x18mm



Beige B0046089



Grey B0046091



Anthracite B0046090


Size (Nominal)	Quantity / M ²	Quantity / pack	Coverage / pack	Shade variation
600x600x18mm	2.85	72	25.26M ²	V4

See page 48 for installation advice when using a raised pedestal system.



Combine with coordinating 9mm internal options for a continuous flow from indoors to outdoors.

Beige B0032918 | Grey B0032919 | Anthracite B0032922





Veined Stone

Limestone-effect porcelain

A stunning collection of stone-inspired porcelain paving which captures the delicate veining and shade variation seen in English veined limestone. Extend the look through your home, with coordinating internal tiles.




600x600x20mm



Light Grey B0046092




Dark Greige B0046093



Anthracite B0046094

Size (Nominal)	Quantity / M ²	Quantity / pack	Coverage / pack	Shade variation
600x600x20mm	2.85	72	25.26M ²	V3

Combine with coordinating 9mm internal options for a continuous flow from indoors to outdoors.
 Light Grey B0043802 | Dark Greige B0043803 | Anthracite B0043804



Decorative Wall Cladding

Continue the style and quality of your porcelain paving with coordinating cladding for external walls.

Our collection of highly textured porcelain cladding is reminiscent of exposed brickwork and reclaimed materials, with each tile featuring built-up layers that combine to create a rustic split-face effect mosaic with distinctive elements.

As well as offering eye-catching style to the walls of your external space, porcelain cladding is also highly durable and weather resistant - perfect for the unpredictable UK weather.



Advantages of porcelain wall cladding



Frost damage resistant



Easy to clean



No sealing required



Stylish and on-trend



Get the look of wood in your garden without the hassle and maintenance that comes with real wood. Unlike hardwood, which is prone to discolouring, wood-effect porcelain cladding is weatherproof and will maintain its colour and tone - remaining stylish for years to come.

Inwood 3D Beige



Vesuvio

Stone-effect cladding

Inspired by volcanic rock, the Vesuvio collection features an assortment of unique stone-effect textures in contrasting shades, perfect for creating an attractive, durable feature wall in gardens and terraces.

610x150mm (thickness from 7-11mm)



Grey B0046474



Anthracite B0046473

Internal Corner



Grey B0046634
Anthracite B0046632

External Corner



Grey B0046635
Anthracite B0046633

View online!



★ **Special Order** Corners: 3-4 weeks

Size (Nominal)	Quantity / M ²	Quantity / pack	Coverage / pack	Weight/box	Shade variation
610x150mm	10.78	11	1.01M ²	18.8kg	V4
Corners	-	6	-	4.5kg	



Slate Mix

Slate-effect cladding

Add personality to outdoor walls with this characterful porcelain cladding in an eye-catching mix of shades, complete with authentic looking stone textures, perfect for dressing low walls, outdoor kitchens and facades.

610x150mm (thickness from 7-11mm)



Multicolour B0046472



Grey B0046471

Internal Corner



Multicolour B0046636
Grey B0046638

External Corner



Multicolour B0046637
Grey B0046639

View online!



★ **Special Order** Corners: 3-4 weeks

Size (Nominal)	Quantity / M ²	Quantity / pack	Coverage / pack	Weight/box	Shade variation
610x150mm	10.78	11	1.01M ²	18.8kg	V4
Corners	-	6	-	4.5kg	



Inwood

Wood-effect cladding

Our eye-catching Inwood cladding works exquisitely within any alfresco cooking area, allowing you to continue a homely kitchen feel both indoors and outdoors. The different tones within the tile allows you to pair with a variety of different coloured porcelain paving.

610x150mm (thickness from 7-11mm)



3D Beige B0039804



3D Black B0039803

Internal Corner



3D Beige B0046648
3D Black B0046646

External Corner




3D Beige B0046649
3D Black B0046647

View online!



★ **Special Order** Corners: 3-4 weeks

Size (Nominal)	Quantity / M ²	Quantity / pack	Coverage / pack	Weight/box	Shade variation
610x150mm	10.78	11	1.01M ²	18.8kg	V4
Corners	-	6	-	4.5kg	



Tiffany

Stone-effect cladding

Highly textured, three dimensional, split-face effect porcelain cladding reminiscent of exposed brickwork. Ideal for creating a stylish natural stone look in outdoor spaces, with the practical ease and durability of porcelain.

610x150mm (thickness from 7-11mm)



White B0039956



Grey B0039957



Dark B0039958

Internal Corner



White B0046640
Grey B0046642
Dark B0046644

External Corner



White B0046641
Grey B0046643
Dark B0046645

View online!



★ **Special Order** Corners: 3-4 weeks

Size (Nominal)	Quantity / M ²	Quantity / pack	Coverage / pack	Weight/box	Shade variation
610x150mm	10.78	11	1.01M ²	18.8kg	V4
Corners	-	6	-	4.5kg	

Fixing and grouting

For porcelain paving

We recommend these BAL products when installing Porcelain Paving onto a pre-prepared Type 1 MOT sub-base or concrete base, or onto concrete suitable for direct paving installation.



BAL External Bedding Mortar

25kg | C0003181



A special cement with graded fillers for producing a high performance mortar bed for external use, allowing external pavers and tiles to be fixed to the requirements of BS 7533.

BAL External Priming Slurry Bond

20kg | C0003183



A highly polymer-modified cement-based priming slurry – engineered for fixing natural stone and porcelain tiles or pavers in external areas onto BAL Bedding Mortar.

BAL External Level Out

25kg | C0003182



A high performance, fast-setting external leveller for smoothing external concrete bases prior to tiling.

BAL XL Floor One Tile Adhesive

20kg | C0003275



A pourable tile adhesive for floors, BAL XL Floor One is perfect for fixing porcelain paving in exterior environments and sets in as little as 3 hours.

BAL External Terrace Grout

10kg



A high performance, polymer-modified cementitious grout for grouting joints between natural stone and porcelain tiles in external areas.

Beige C0003184
Light Grey C0003185
Dark Grey C0003186
Charcoal C0003187

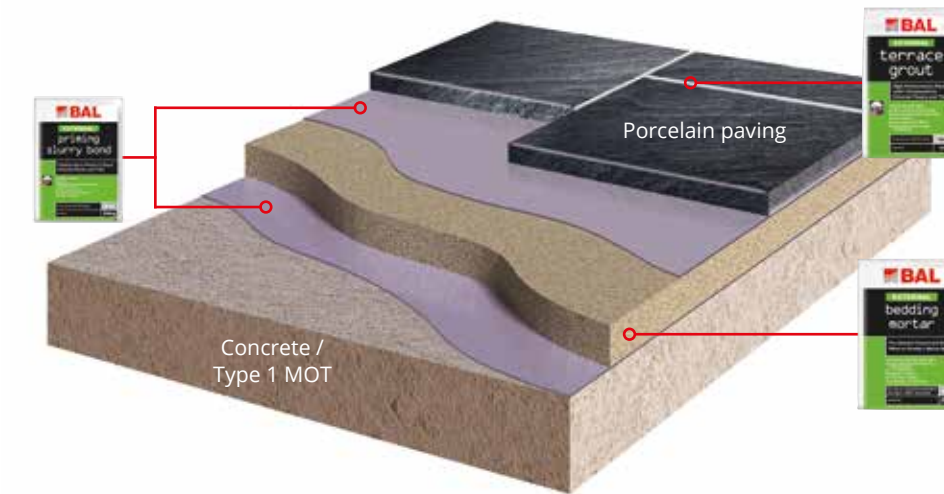
Made in the UK
For the UK



Developed by our team of UK-based scientists, all of our external products are designed with the UK climate in mind




Installation onto concrete or Type 1 MOT



We highly recommend using an experienced professional tradesperson such as a hard landscaper or tiling contractor to pave outdoor areas.

Installation onto concrete



Optional - not required if the concrete substrate is already fully suitable for direct tiling



Scan to view BAL's YouTube video on How to install Porcelain Paving

Fixing and grouting

For porcelain cladding

We recommend these products when installing porcelain cladding onto external walls.*

*Subject to BS 5385 requirements for mechanical fixing above 3M heights where tiles >0.1M² are installed.

BAL Flex One S1 Tile Adhesive

20kg | C0002862



A standard-set adhesive with a long open and working time, excellent non-slip properties and may be grouted in as little as six hours.

BAL Quickset Render

25kg | C0001474



A pre-mixed rapid-setting polymer-modified cement/sand render mortar suitable for preparing wall surfaces for installing ceramics or natural stone in dry or wet interior or exterior environments.

Pedestal Prime®

Raised pedestal system

On terraces, balconies or where under paving access is required, it is possible to build a raised level floor that still allows rainwater drainage. This can also be used to create a flat floor over a sloped surface using our recommended Pedestal Prime® system.

Simple to use, this system has multiple elements that integrate with each other in a single perfect assembly. With the Pedestal Prime® supports, you do not need additional rings, tubes or extensions as you may with other pedestal systems: the extension is already integrated.

There are three different sizes of supports which adapt perfectly to the three bases, covering heights from 30mm to 420mm. Its ergonomic shape also makes it easy to adjust.



Please note: 18mm-thick collections including *British Collection* and *Lavastone* will require an additional central pedestal for support.

Advantages of using pedestals

- Significant weight reduction on the structure due to elimination of concrete screed
- Ability to adjust the system to compensate for small differences in height and slope
- Excellent absorption of expansions
- Allows pipes and drainage systems to be hidden
- Speed of installation saves time and costs
- Environmentally friendly - fully recyclable components
- Dry laying means no adhesives or chemicals are needed
- Strong weight resistance, ensuring durability and safety
- Better sound insulation due to anti-slip and anti-noise components
- Better thermal insulation due to interspace between the flooring and the underlying membrane

Pedestals are available in three sizes:
30-65mm, 65-155mm and 155-420mm



Guidelines

We highly recommend using an experienced professional tradesperson such as a hard landscaper or tiling contractor to pave outdoor areas.

General Information

Dimensions

All dimensions are nominal and subject to industry standard tolerances, as per BS EN 14411:2016. All our paving ranges are rectified.

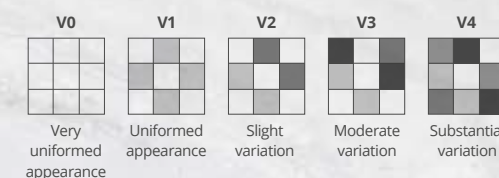
Batching and colour variation

All packs/pallets are identified with a batch reference. You should take care that all your project requirements are ordered together to ensure you receive packs all from the same batch and, therefore, with the same shade reference. However, even when laying from multiple packs of the same batch reference, we still recommend mixing the packs as you install.

Keep note of your shade and batch references. If you ever wish to extend your area in the future, we may be able to help you find as good a match as possible.

Please note, our ranges are reproductions of natural stone so are designed to have some variation in colouring and/or pattern and/or texture from tile-to-tile.

The images in our marketing literature and sources are for guidance purposes only and are merely indicative of finished shadings and variations.



Colour photos and product shots are intended as a guide only, to give an indication of colour and texture. Products will vary in colour, texture and shade. Please always check prior to fixing. In the interest of continuing design, development and product improvements, we reserve the right to alter, amend or delete products without prior notice. All dimensions are in millimetres. Whilst every care has been taken in the production of this brochure, we cannot be held responsible for any errors or omissions. This brochure does not form part of a contract of sale.

Surface finishes

All our ranges are classified as having low risk potential for slipperiness and fit for external use. Internal and external paving specifications may vary in surface finish, be assured, both options are tested to the appropriate anti-slip ratings.

Weathering and maintenance

Porcelain paving has a high resistance to staining compared to many other paving types so is easily maintained. However, all external areas are subject to some maintenance and cleaning with some sites requiring more than others. Regular maintenance is easily carried out using products from the Lithofin range. Alternatively, for most domestic settings, scrubbing with soapy water or using a pressure washer on an appropriate setting and we'd recommend with a rotary patio cleaner head, is usually adequate. Please note, inappropriate pressure washing though unlikely to damage your tile, may damage your jointing and other hard landscaping.

During the autumn months clear up leaves that gather as regularly as you are able, to keep more arduous maintenance to a minimum. Leaves can leach tannins that can discolour all your hard landscaping products and may need a little more work to clean up. Gathered leaves will also discourage algae bloom and other organic growths.

Installation

Please see Fixing and Grouting on pages 46-47 for an overview of installation methods.

For full installation how-to advice please contact us for a copy of our user guide.

Layout patterns



Stacked Square



Brickbond



Offset brickbond



Opus multi-format



CTD
PORCELAIN PAVING

For enquiries please contact:
porcelainpaving@ctdtiles.co.uk

Find Porcelain Paving by CTD on social media



For a list of UK-wide stockists and to
order your FREE samples visit:
ctdtiles.co.uk/porcelainpaving



Please recycle me
Every part of this brochure is fully recyclable, including the cover, which features a water-based, non plastic coating.

This brochure has been Carbon Captured, helping to plant new British trees in the UK through the Woodland Trust and the Woodland Carbon scheme.